

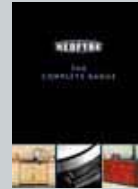


WAMSLER

Solid Fuel Range Cookers
Central Heating Cookers
Multi-fuel Stoves



Also available from Redfyr Cookers:



Redfyr Range Cookers
Gas, oil and electric models



Godin Range Cookers
Gas, electric and solid fuel models



UK and Republic of Ireland distributors for Wamsler:

Redfyr Cookers, Osprey Road,
Sowton Industrial Estate, Exeter, Devon, England EX2 7JG
Trade Sales: 01392 444070 **Other depts:** 01392 261999
Fax: 01392 444804 **e-mail:** wamsler@redfyrcookers.co.uk
web: www.wamslercookers.co.uk

Redfyr Cookers is a division of Gazzo Ltd which is a member of the Stovax Group. The Group pursues a policy of constant product improvement and therefore cookers, boilers or stoves may differ in specification from those illustrated or described in this brochure. Additionally, owing to variations in studio lighting and printing inks, product colours may differ slightly from those shown. Please ask your retailer to show you actual samples.



Your local Wamsler retailer:

£1.00

E&OE

Brochure ref: WAM1008



Welcome to Wamsler

Since its establishment by Friedrich Wamsler in Munich in 1875, the company has been a leading innovator in the field of kitchen and heating appliances. In the 1950s, for example, it developed the very first washing machine to incorporate an integral spin dryer and, in the 1970s, the company introduced a series of flat-packed gas fires.

Today, however, the Wamsler name is primarily synonymous with the manufacture of solid fuel cookers and heating products which are sold throughout Europe. Every appliance, including those hand-built to order, is produced under the internationally recognised ISO 9001 Quality Management System as well as being inspected to Germany's renowned DIN standards. Accordingly, your cooker, boiler or stove will enjoy not only a proven pedigree but also benefit from the latest production techniques.

As distributors for the UK and Republic of Ireland, Redfyre Cookers has selected a wide choice of models that are particularly suited to British and Irish homes. So whether you are looking for a range cooker, central heating cooker, central heating boiler or heating stove there is almost certainly a Wamsler product to suit your needs.



Contents

Woodburning and Solid Fuels	4-5
900 Series Central Heating Cookers	6-9
1100 Series Central Heating Cookers	10-13
Solid Fuel Range Cookers	14-15
Century Series Range Cookers	16-17
Central Heating Boilers	18
Multi-Fuel Stoves	19-23
Important Information	24-25
Technical Specifications	26-30



Wood is a renewable resource that is carbon neutral

Woodburning & solid fuels

Every model featured in this brochure is capable of burning logs, coal or smokeless fuels using cleanburning 'secondary combustion' technology.

Wood is better in environmental terms as the amount of carbon dioxide released into the atmosphere is approximately the same as that absorbed by the tree during growth. It is also a renewable resource, particularly when derived from plantations and cultivated woodland. For optimum results, we recommend logs should be seasoned for 2 years or more to achieve a moisture content below 20%. This will not only give twice the heat output of freshly felled timber but help avoid a build up of tar in your flue. Furthermore, if you can obtain hardwood logs this is better still, as they will have around twice the calorific value of softwoods.

Anthracite, manufactured smokeless fuels and peat turfs/briquettes can all be burnt in Wamsler appliances as each firebox incorporates a grate with a riddling facility. Using the riddling device allows cinders and ash from such fuels to drop into the ashpan below and create the best conditions for efficient combustion.

In rural areas, Wamsler's Central Heating Cookers and Central Heating Boilers have a particular advantage as they allow homeowners to burn readily available log supplies from local sources, rather than look to increasingly expensive oil or LPG equivalents. Indeed, if you are a farmer, smallholder or country landowner your fuel could even be free!

In fact, if you live in the countryside, Wamsler makes greener cooking, central heating and domestic hot water a truly practical proposition.



Making greener cooking, central heating and hot water a reality





CENTRAL HEATING COOKER



Ideal for more spacious, rural homes, the easy-to-use central control system means you can divert the heat flow to exactly where you want it



900 Series Central Heating Cooker

Compact yet powerful, the 900 Series offers homeowners the perfect solution for today's solid fuel heating and cooking. With its well-proportioned design, clean lines and choice of colours, a 900 Series Central Heating Cooker can easily blend into your kitchen, whether you opt for a fully-fitted look or your taste is for a less formal, freestanding style. Operation is simple too because there is a central control system which allows you to direct the heat to exactly where you want it; for cooking, baking and roasting or to the central heating and hot water supply.


The cooking capacity is considerable. You will find there is a large, heat-retaining hob which extends virtually across the complete top surface, allowing you to use numerous pans, and a generous 58 litre oven that can take a sizeable turkey or joint of meat.

The maximum heat output to hot water is 16kW. This means you should be able to run around ten radiators from your Wamsler 900 as well as providing an ample supply of domestic hot water for your home.



Stainless Steel

White




Standard features

- Impressive 8mm steel hob for cooking - 845x437mm (WxD)
- Spacious 58 litre oven with baking sheet and roasting tray
- Central control system with oven, hob and flue switching damper, thermometer and manometer
- Roll-out drawer for pans or fuel
- Towel rail
- Large firebox with spring lever handle to door
- Height adjustable, multi-fuel riddling grate
- Heat exchanger
- Maximum heat outputs: Wood - 18kW; Coal/Smokeless fuels - 16kW; To water - 14kW
- Top, rear or side flue outlets - 150mm
- Choice of White, Black, Blue, Burnt Sienna or Stainless Steel



Options

- Two part, insulated hob lid (not Stainless Steel)
- 55mm or 110mm spacer units for fitted kitchens
- Baking tray



900 SERIES

The central control system allows the heat to be directed exactly where you want it, for cooking, baking and roasting or to the central heating and hot water supply.



Burnt Sienna



Blue



Black



The large, heat-retaining hob extends across virtually the complete top



900 SERIES



1100 Central Heating Cooker offers even more cooking and heating capacity

1100 SERIES



1100 Series Central Heating Cooker

Larger than the 900 Series, the 1100 Central Heating Cooker offers you even more cooking and heating capacity. In fact, with up to 18kW heat output to water it is ideal for more spacious rural homes - especially as the cooker's easy-to-use central control system means you can divert the heat flow to exactly where you need it; to the oven and hob for your cooking requirements or to the boiler unit for boosting the central heating and domestic hot water.



Black



Burnt Sienna



White

1100 SERIES

Standard features

- Extensive 8mm steel hob for cooking - 1045x492mm (WxD)
- Three part, insulated hob lid
- Capacious 70 litre oven with baking sheet and roasting tray
- Central control system with oven, hob and flue switching damper, thermometer and manometer
- Secondary air control for cleaner, more efficient combustion
- Roll-out drawer for pans or fuel
- Large firebox
- Height adjustable, multi-fuel riddling grate
- Heat exchanger
- Maximum heat outputs: Wood - 25kW; Coal/Smokeless fuels - 21kW; To water - 18kW
- Top, rear or side flue outlets - 150mm
- Choice of White, Black or Burnt Sienna

Options

- Towel rail
- 55mm or 110mm spacer units for fitted kitchens
- Baking tray



1100 Central Heating Cooker is ideal for more spacious and rural homes

1100 SERIES

Solid fuel range cookers

If you require 'cooking only' then Wamsler offers two distinctive alternatives to grace the very heart of your kitchen. For normal cooking capacity, the compact 700 Creative and larger 900 Creative offer you extensive mix and match options - and, in particular, a choice of four different types of hob - meaning that each cooker is hand-built to your specification!

Alternatively, for greater cooker capacity you should select the impressive 1100, Wamsler's largest solid fuel cooker. Its beneficial features include a substantial hob area, generous 70 litre oven and an adjustable secondary air control to maximise efficiency when burning wood. In fact, you'll enjoy the perfect combination for countryside cooking.

Standard features - 700 & 900 Creative

- Large hob for cooking: 700 - 658x490mm (WxD); 900 - 848x490mm (WxD);
- Choice of hob styles: 8mm steel with square cover; 8mm steel with multi-ring cover; ceramic; ceramic with steel section for flue and bain-marie (900 only)
- Spacious 44 litre oven with baking sheet & roasting tray
- Oven window with thermometer
- Roll-out drawer for pans or fuel
- Large firebox
- Height adjustable, multi-fuel riddling grate
- 7kW heat output
- Top, rear or side flue outlets - 120mm
- Choice of colour-matched enamel or stainless steel edge to hob
- Choice of White, Black, Blue, Green, Pebble Grey or Stainless Steel

700/900 CREATIVE



700 Black



900 Pebble Grey



700 Stainless Steel



900 Green



Options

- Hob lid (not Stainless Steel)
- 10 litre, stainless steel bain-marie (900 only)
- 55mm or 110mm spacer units for fitted kitchens
- Baking tray



So many options, each cooker is hand built to order

1100 SERIES



1100 White

Standard features - 1100

- Extensive hob for cooking - 835x510mm (WxD)
- Capacious 70 litre oven with baking sheet and roasting tray
- Oven window with thermometer
- Roll-out drawer for pans or fuel
- Large firebox
- Height adjustable, multi-fuel riddling grate
- Secondary air control for cleaner, more efficient combustion
- 10kW heat output
- Top, rear or side flue outlets - 150mm
- Choice of White or Burnt Sienna

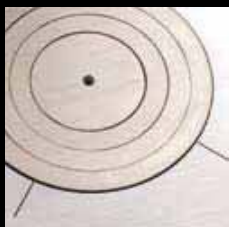
Options

- Towel rail
- 17 litre, stainless steel bain-marie
- 55mm or 110mm spacer units for fitted kitchens
- Baking tray



CENTURY

Designed for modern living but with a look that perfectly complements period style



Century range cookers

For a character focal point in traditional homes or contemporary country houses, Wamsler offer you three, remarkable solid fuel range cookers. Each model has been developed with modern living in mind but features a 'yesteryear' exterior design that perfectly complements period style. To today's eye, the 700 and 900 provide a slightly more conventional form which allows them to be integrated with your choice of fitted kitchen units, whilst the 1100 is a freestanding model that very much echoes the look of cookers from a century ago.

Standard features - Century 700 & 900

- Extensive 8mm steel hob for cooking: 700 - 658x490mm (WxD); 900 - 848x490mm (WxD)
- Choice of hob styles: 8mm steel with square cover; 8mm steel with multi-ring cover; ceramic; ceramic with steel section for flue and bain-marie (900 only)
- 44 litre oven with baking sheet and roasting tray
- Towel rail
- Large firebox with 7kW heat output
- Height adjustable, multi-fuel riddling grate
- Top, rear or side flue outlets - 120mm
- Choice of Black or Blue

Options

- 10 litre, stainless steel bain-marie (900 only)
- 55mm or 110mm spacer units for fitted kitchens (700 and 900)

Standard features - Century 1100

- Extensive 8mm steel hob for cooking - 848x490 (WxD)
- 44 litre oven with baking sheet and roasting tray
- Towel rail
- Large firebox with 7kW heat output
- Height adjustable, multi-fuel riddling grate
- Top, rear or side flue outlets - 120mm
- Choice of Blue or Green

Options

- 10 litre, stainless steel bain-marie



Century 700 Blue



Century 900 Black



Century 1100 Green

CENTURY

500 Series

Central Heating Boilers

With woodburning now much higher up the ecological agenda, due to wood being a renewable resource and 'carbon neutral', it is not surprising that these boilers are experiencing increasing interest throughout Europe and North America. They simply represent the greener alternative to oil and gas.

At just 505mm wide, Wamsler's solid fuel central heating boilers are a powerful and practical option too, producing up to 16kW output to water for radiators and domestic hot water. Furthermore, not only are they compact enough to locate in kitchens but also utility rooms, laundry rooms, boot rooms etc. And there's even a built in hob should power supplies fail or you need additional cooking capability at any time!

Standard features

- 8mm steel hob: 409x509mm (WxD)
- Insulated hob lid
- Towel rail
- Large firebox
- Height adjustable, multi-fuel riddling grate
- Secondary air control for cleaner, more efficient combustion
- Heat exchanger
- Maximum heat outputs:

157: Wood - 11.5kW; Coal/ Smokeless fuels - 10.5kW;
To water - 9kW.

158: Wood - 21kW; Coal/Smokeless fuels - 17.5kW;
To water - 16kW

- Top, rear or side flue outlets - 150mm
- Choice of colours - **157:** White or Black.
158: White, Black or Burnt Sienna

Options

- 55mm or 110mm spacer units for fitted kitchens

500 SERIES



White



Black



Burnt Sienna



Wamsler Stoves

Developed to provide an outstanding focal point in today's modern living spaces, Wamsler's multi-fuel stoves combine the latest, high efficiency heating technology with contemporary design.

There are six models from which to choose. Each has its own special style and character, individually created to fulfill varying design criteria from fitting into fireplace openings to providing the visual presence that marks the centrepiece of your room.



Multi-fuel Stoves

Standard features

- Suitable for burning wood, smokeless fuels or peat/turf briquettes
- Convection system to maximise heat output
- Cleanburn system for optimum combustion and fuel efficiency
- Airwash system
- Self closing door
- Self-cooling, cast aluminium handle
- Riddling grate
- Top or rear flue outlets - 150mm



Outstanding focal points for today's modern living spaces



Hera

- 1160x600x400 (HxWxD)
- 8kW maximum heat output
- Contemporary Steel Grey finish



Galant

- 1138x495x395 (HxWxD)
- 7kW maximum heat output
- Contemporary Steel Grey finish with soapstone top



Orpheus

- 1028x550x400 (HxWxD)
- 8kW maximum heat output
- Contemporary Steel Grey finish

MULTI-FUEL STOVES



Multi-fuel stoves

Standard features

- Suitable for burning wood, smokeless fuels or peat/turf briquettes
- Convection system to maximise heat output
- Cleanburn system for optimum combustion and fuel efficiency
- Airwash system
- External air facility (Loft and System)
- Self closing door
- Self-cooling, cast aluminium handle
- Riddling grate
- Top or rear flue outlets - 150mm



Gala

- 1138x495x455 (HxWxD)
- 7kW maximum heat output
- Contemporary Steel Grey finish with soapstone top and sides



Loft

- 1245x591x531 (HxWxD)
- 8kW maximum heat output
- Warming compartment
- External air facility
- Contemporary steel grey finish with soapstone top

MULTI-FUEL STOVES



MULTI-FUEL STOVES

What you should know

Naturally, before buying a solid fuel range cooker or central heating cooker there are a number of points to consider. The following information covers some of the most frequently asked questions.

1. Burning solid fuels

Wamsler solid fuel appliances can be heated with wood, anthracite, manufactured smokeless fuels and peat turfs/briquettes. The fireboxes have a large capacity and, according to model, can take logs from 370mm up to 420mm. There is a wide opening door to the firebox or, in many cases, you can also load from the top through a lift-up section in the hob.

Automatic temperature control

A temperature control allows the combustion air (or 'primary air') to be accurately adjusted and the heating system or oven to be regulated. According to model, thermometers are conveniently located in the viewing window or on the front fascia making temperature setting easy.



Secondary air control

When burning wood, you can improve your fuel efficiency by feeding in secondary air for a 'cleanburn'. This not only improves combustion but also greatly reduces any soot particles emitted into the atmosphere.



Control of the firebox

The height of the grate is adjustable. This means that in winter you can load enough fuel for up to 12 hours of continuous burning on a low setting. With a central heating cooker, when you raise the height, you reduce the heat output to the hot water system and save on fuel cost if you want mainly to cook. Ideal for the summer months!



Easy ash removal

The grate can be riddled whilst the ash compartment door is closed, regardless of its height setting. Baffle plates underneath the grate guide the cinders and ashes into the large capacity ashpan.

Air-cooled doors

The doors to the oven, firebox and ash collection compartment are cooled by convection to help reduce the surface temperature.

2. Central heating cookers and boilers

Combustion

As a general guide, at the maximum temperature setting, a single loading of coal/smokeless fuel lasts around 3 hours on a high setting and up to 12 hours on a low setting. A loading of logs will last approximately 1/2 hour to 1 1/2 hours on high and 2-8 hours on low.

Hot water supply

We recommend you consult a qualified heating engineer before ordering to ensure the hot water supply and capacity are suitable for your needs.

3. Solid fuel range cookers

As a general guide, at the rated heat output a single loading of coal/smokeless fuel lasts a minimum of 2 hours whilst a loading of logs will last a minimum of 1/2 hour. The minimum burn time is the period during which it is not necessary to add fuel. Where further cooking time is required, the remaining embers are usually sufficient to ignite a further load.

Because solid fuel appliances must have sufficient air for combustion, a permanent air supply from outside will be required via a vent.

4. Installation

The fitting of all solid fuel heating appliances must be undertaken by a suitable qualified engineer (HETAS registered in the UK). This engineer must carry out a full site survey to verify that the location and chimney/flue conditions are appropriate for the appliance under consideration.







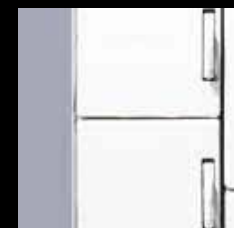

Appliances must not be placed in front of walls made of flammable material, or covered by such material. The floor underneath the cooker must be constructed of a suitable non-combustible material and this must also extend at least 500mm to the front and 300mm to the side. Additionally, no flammable or temperature-sensitive items should be positioned within 800mm of the front of the cooker.

The distance from the sides of the cooker to kitchen units, furniture or other wooden objects must be a minimum of 200mm although this can be reduced to 55mm with the use of a Wamsler spacer unit. A 110mm spacer provides even greater protection. Wall cupboards should be fitted a minimum of 700mm from the hotplate.

Full installation instructions can be obtained prior to purchase by downloading them from www.wamslercookers.co.uk

Cooker quality and features

All Wamsler solid fuel products are manufactured under the internationally recognised ISO 9001 Quality Management System and also inspected to Germany's renowned DIN standards. Accordingly, each appliance comes with a two year warranty as well as a host of features and options to ensure you enjoy the maximum benefits from your new cooker. The features will vary from model to model but here are some of the details at a glance:

			
<ul style="list-style-type: none">• 8mm thick steel top plate for durability and heat retention• Strengthened stainless steel welded edging without joins and, therefore, easy to clean• Top loading facility	<ul style="list-style-type: none">• Choice of flue exits including top, left and right hand sides• Simple power adjustment	<ul style="list-style-type: none">• Spacious, easy to clean oven with removable shelf• Display window with thermometer	<ul style="list-style-type: none">• Integral, roll-out drawer for pans or fuel
			
<ul style="list-style-type: none">• Pore-free enamel surface aids cleaning	<ul style="list-style-type: none">• Cooker height adjustable up to 50mm	<ul style="list-style-type: none">• Spring lever handles.• Separate firebox and loading doors	<ul style="list-style-type: none">• Optional 55mm and 110mm spacer units where installed into fitted kitchens

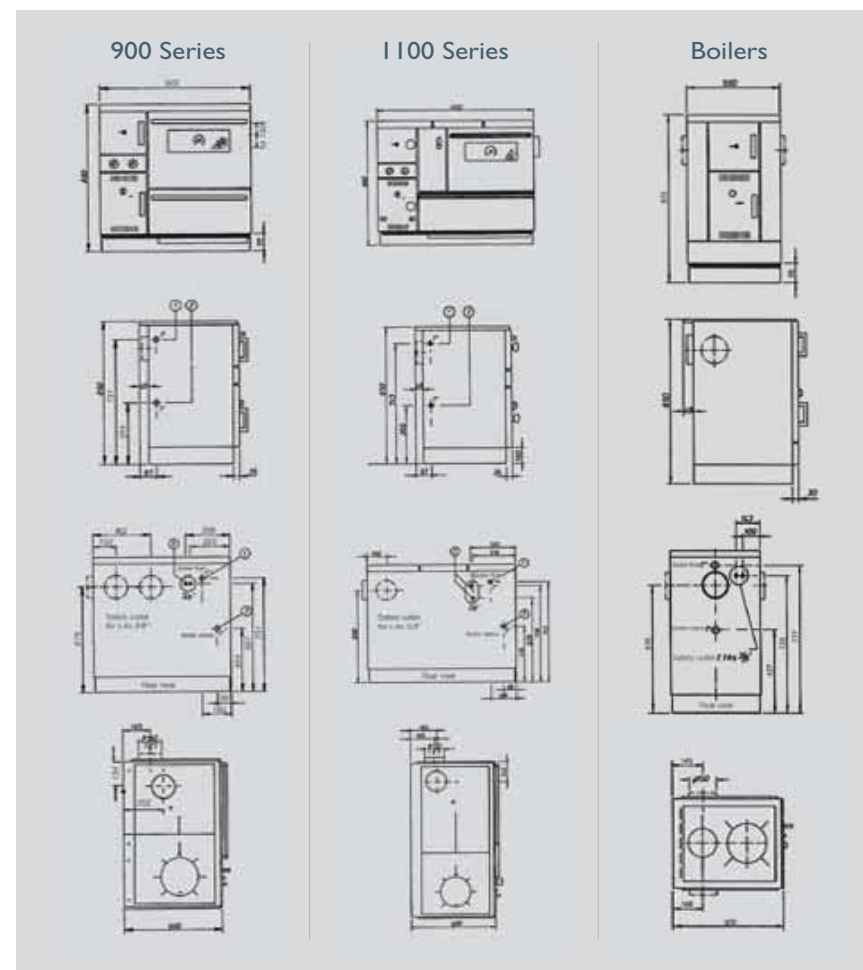
Central heating cookers & boilers

Technical specifications

Central heating cookers & boilers

Dimensional drawings

Model		Central Heating Cookers		Central Heating Boilers	
		900 Series	1100 Series	500 Series	
				157	158
Total heat output with wood	kW	20	27	13.5	23
Total heat output with coal/smokeless fuels	kW	18	23	12.5	19.5
Heat output to water (DHW system)	kW	16	20	11	18
Draught	mbar	0.15	0.20	0.15	0.18
Water content	ltr	18.5	23	7	16
Delivery and return connection	inches	1", back and side	1", back and side	1", back	1", back
Flue connection	Ømm	150	150	150	150
Gross/net weight	Kg	236/215	292/270	172/161	175/164
Dimensions					
Width	mm	905	1110	500	500
Depth	mm	600	600	600	600
Height without hob lid	mm	850	850	850	850
Height with hob lid closed	mm	880	880	875	875
Height with hob lid open	mm	1466	1466	1466	1466
Hob (WxD)	mm	845x437	1045x492	409x509	409x509
Firebox (WxD)	mm	234x421	280x421	234x421	234x421
Firebox height (grate to hob) min/max	mm	280x470	280x470	270/400	270/400
Firebox opening (WxH)	mm	180x200	180x200	180x200	180x200
Oven (WxHxD)	mm	460x360x420	460x360x420	-	-
Flue temperature at flue connector	°C	300	280	305	310
Required delivery pressure at rated heat output NWL	Pa	15	18	15	18
Required delivery pressure at 0.8x rated heat output NWL	Pa	12	14	12	15
Accessories and options					
Hob lid		+ (not Stainless)	•	•	•
Baking sheet and roasting tray		•	•	-	-
Baking tray		+	+	-	-
Poker/cover handle		•	•	•	•
Soot scraper		•	•	•	•
Spacer unit (55mm or 110mm)		+	+	+	+



• Supplied as standard + Available at additional cost - Not available/applicable

Solid fuel range cookers

Technical specifications

Model	Range Cookers			Century Series			
	700 Series	900 Series	1100 Series	700	900	1100	
Nominal heat output	kW	7	7	10	7	7	7
Flue connection	Ømm	120	120	150	120	120	120
Flue temperature at flue connector	°C	320	257	220	320	257	257
Gross/net weight	Kg	160/150	185/170	255/225	160/150	185/170	172/154
Dimensions							
Width incl towel rail	mm	715	905	1110	715	905	1070
Depth incl towel rail	mm	600	600	600	600	600	680
Height without hob lid	mm	850+50	850+50	850	850+50	850+50	850
Height with hob lid closed	mm	880+50	880+50	-	-	-	-
Height with hob lid open	mm	1455+50	1455+50	-	-	-	-
Hob (WxD)	mm	658x490	848x490	835x510	658x490	848x490	849x490
Firebox (WxD)	mm	180x370	180x370	200x410	180x370	180x370	180x370
Firebox height (grate to hob) min/max	mm	200/310	200/310	280/470	200/310	200/310	200/310
Firebox opening (WxH)	mm	160x195	160x195	180/200	160x195	160x195	160x195
Oven (WxHxD)	mm	360x270x450	360x270x450	460x360x420	360x270x450	360x270x450	360x270x450
Base height	mm	100/35	100/35	100/35	100/35	100/35	-
Base cover adjustment	mm	50	50	-	50	50	-
Floor to centre of rear/side flue exit (a1/a2)*	mm	694+50/ 674+50	678+50	690/690	694+50/ 674+50	678+50	677 rear only
Side to centre of rear flue exit (b)*	mm	104	104	149	104	104	141 from towel rail
Back to centre of side flue exit (c)*	mm	177	177	165	177	177	-
Side to centre of top flue exit (d)*	mm	134 not ceramic top version	128 not ceramic top version	130	134 not ceramic top version	128 not ceramic top version	164 from towel rail
Back to centre of top flue exit (e)*	mm	188 not ceramic top version	171 not ceramic top version	138	188 not ceramic top version	171 not ceramic top version	171

* See flue exit dimension diagrams opposite

Solid fuel range cookers

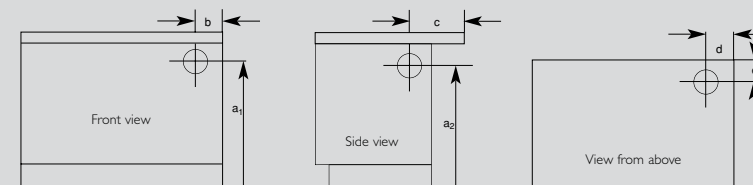
Accessories / Dimensional drawings

Model	Range Cookers			Century Series			
	700 Series	900 Series	1100 Series	700	900	1100	
Accessories							
Hob lid		+	+	-	-	-	-
Towel rail		•	•	+	•	•	•
Baking sheet and roasting tray		•	•	•	•	•	•
Bain-marie (WxHxD/capacity)	mm/tr	-	120x320 x265/10	170x330 x300/17	-	120x320 x265/10	120x320 x265/10
Spacer unit (W)	mm	55 or 110	55 or 110	55	55 or 110	55 or 110	-
Poker		•	•	•	•	•	•
Cover handle		•	•	•	•	•	•
Soot scraper		•	•	•	•	•	•

• Supplied as standard + Available at additional cost - Not available/applicable

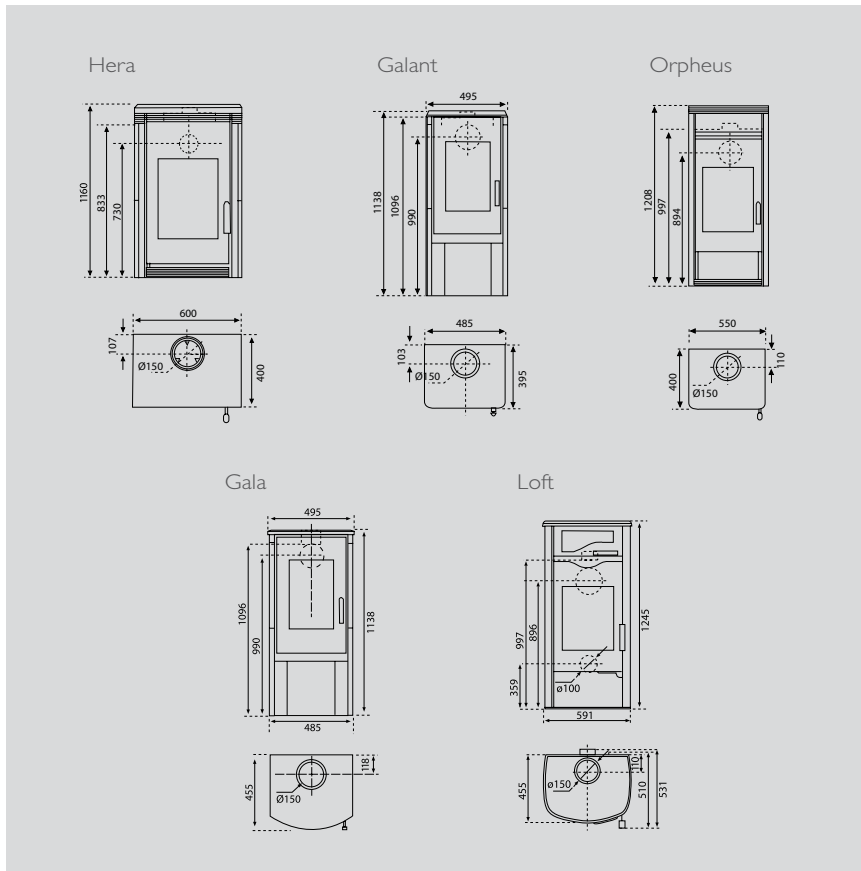
* Flue exit dimensions

The diagrams below of the range cookers allow right side connections.
For left side connections the diagrams need to be reversed.



Stoves

Dimensional drawings



Redfyre Cookers gratefully acknowledge the assistance of the following companies with photographic settings:
 Aqualisa www.aqualisa.co.uk • Debenhams www.debenhams.com Tel: 0844 5616161 • Dingles www.houseoffraser.co.uk Tel: 01392 259241
 Eclectique www.eclectique.co.uk Tel: 01392 250799 • Feature Radiators www.featureradiators.com Tel: 01274 567789 • Furniture Village www.furniturevillage.co.uk
 Orange Tree www.theorangetree.co.uk • Original Style www.originalstyle.com • The Cook Shop www.justaddfood.co.uk

